
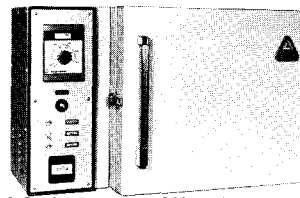



RW-1100
-100°F to +350°F



BK-1100 Series
-100°F to +425°F



SK-1101



SP-1601, 1604
-100°F to +1000°F

UNIT SPECIFICATIONS

All units equipped for 1000 psi CO₂ unless 300 psi bulk CO₂ or LN₂ is specified.

Model No.	RW-1100	BK-1100*	BK-1101*	BK-1102*	BK-1104*	BK-1108*	BK-1127*	BK-1164*	SK-1101†	SP-1601	SP-1604	
Working Volume	.5 Ft. ³ 14 Litres	.5 Ft. ³ 19 Litres	1 Ft. ³ 28 Litres	2 Ft. ³ 59 Litres	4 Ft. ³ 117 Litres	8 Ft. ³ 226 Litres	27 Ft. ³ 757 Litres	64 Ft. ³ 1792 Litres	1 Ft. ³ 28 Litres	1 Ft. ³ 28 Litres	4 Ft. ³ 117 Litres	
Door	Removable	Combination - Hinged/Removable				Hinged on right side			Combination - Hinged/Removable		Hinged on right side	
Power Required *	VAC	100 120	100 120	100 120	100 120	100 120	220 230	220 230	100 120	100 120	220 230	
	Phase	1 1	1 1	1 1	1 1	1 1	1 1	1 1	1 1	1 1	1 1	
	Hz	50 60	50 60	50 60	50 60	50 60	50 60	50 60	50 60	50 60	50 60	
	Amps	4 4	4 4	7 7	7 7	10 10	14 14	30 30	30 30	8 8	14 14	15 15
Chamber Weight	Lbs.	40	63	96	119	157	274	900	1300	116	196	250
	Kg.	18	29	44	54	73	124	408	590	53	89	113
Temp. Rise Time: (Room ambient to upper limit)	30 min.	30 min.	30 min.	40 min.	40 min.	40 min.	40 min.	40 min.	30 min.	60 min.	60 min.	
Temp. Pull Down Time: (Room ambient to lower limit)	10 min.	10 min.	10 min.	12 min.	12 min.	12 min.	12 min.	12 min.	10 min.	10 min.	10 min.	
Access Port Dia. and Plug	¾"/19 mm Right side	¾"/19 mm Left side	2"/51 mm Left side					2"/51 mm Right side				
Instrumentation: (On/off time proportioning controller)	Solid State - RFI Free with zero voltage switching settings in °Fahrenheit and °Celsius											
Temperature Indication:	Door Thermometer	Set Point Indication by Null Meter										
Additional Features:	Celsius Fahrenheit Temperature Indication	Adjustable high temperature fail-safe CO ₂ scrubber with replaceable cartridge Elapsed Time Meter										
Optional Extras (See desc. below)	3, 4, 5, 6, 12, 13, 14, 15, 16, 17, 20	1, 2, 3, 4, 5, 6, 12, 14, 15, 16, 17, 20, 22, 23, 24	1, 2, 3, 4, 5, 6, 7, 11, 12, 14, 15, 16, 17, 18, 22, 23, 24, 25	2, 3, 4, 5, 6, 7, 8, 11, 12, 14, 15, 16, 17, 18, 19, 20, 22, 23, 24, 25	2, 3, 4, 5, 7, 8, 9, 11, 12, 14, 15, 16, 17, 18, 19, 20, 21, 22, 23, 24, 25	2, 3, 4, 5, 7, 8, 9, 10, 11, 12, 14, 15, 16, 18, 19, 20, 21, 22, 23, 24, 25	2, 3, 4, 5, 7, 8, 9, 10, 11, 12, 14, 15, 16, 18, 19, 20, 21, 22, 23, 24, 25	2, 3, 4, 5, 6, 7, 8, 9, 10, 11, 12, 14, 15, 16, 18, 19, 20, 21, 22, 23, 24, 25	2, 3, 4, 5, 6, 7, 11, 12, 14, 15, 16, 18, 22, 23, 24	3, 4, 5, 6, 12, 14, 15, 16, 17, 22, 24	3, 4, 5, 12, 14, 15, 16, 17, 18, 19, 22, 24	

*For -100°F to +500°F (-73°C to +260°C) temperature range specify prefix BP instead of BK.

†For -100°F to +500°F (-73°C to +260°C) temperature range specify prefix SP instead of SK.

For -300°F on BK, SK or SP units - Requires option 12 (LN₂) and controller modification at additional cost.

*For transformers to meet International voltages, specify your requirements.

OPTIONAL EXTRAS DESCRIPTION:

- 19" relay rack mount
- 6 elec. feed-through terminals
- Removable shelf - two position
- Fully adjustable shelf
- Additional shelf
- Additional blank door
- 5 x 7" window in door
- 8 x 8" window in door
- 12 x 12" window in door
- 15 x 15" window in door
- Internal light with external switch
- Liquid nitrogen capability LN₂
- CO₂ scrubber LC-62-2P
- CO₂ scrubber cartridge (6 pack) LC-4
- CO₂ tank to chamber hose DAK-6
- CO₂ manifold for 6 cylinders MLC-6
- Chamber cart
- Floor stand
- Casters (set of 4)
- Additional ports & plug - ¾", 2", 3", 4", 5", 6". (Specify location)
- Pair gloves w/6" ports
- Temperature program control using one of the following: CP-3 cam type programmer, PP-24C two-step programmer, 80455 microprocessor, external analog input of ± 5 mV/°F or °C, IEEE-488 computer control interface
- 10" recorder - 1 pen (consult factory for SP-1601 & 1604)
- Digital temperature indicator
- Air cooling option

UNIT DIMENSIONS

	RW-1100	BK-1100	BK-1101	BK-1102	BK-1104	BK-1108	BK-1127	BK-1164	SK-1101	SP-1601	SP-1604
Inside Height	10 in/25 cm	8 in/20 cm	12 in/30 cm	16 in/41 cm	18 in/46 cm	25 in/64 cm	32 in/81 cm	48 in/122 cm	13 in/33 cm	13 in/33 cm	22 in/56 cm
Inside Width	8 in/20 cm	13 in/33 cm	11 in/28 cm	14 in/36 cm	18 in/46 cm	24 in/61 cm	38 in/97 cm	48 in/122 cm	12 in/30 cm	12 in/30 cm	18 in/46 cm
Inside Depth	11 in/28 cm	11 in/28 cm	13 in/33 cm	16 in/41 cm	22 in/56 cm	23 in/58 cm	38 in/97 cm	48 in/122 cm	11 in/28 cm	11 in/28 cm	18 in/46 cm
Outside Height	13 in/33 cm	22 in/56 cm	29 in/74 cm	34 in/86 cm	36 in/91 cm	43 in/109 cm	58 in/147 cm	70 in/178 cm	19 in/48 cm	22 in/56 cm	31 in/79 cm
Outside Width	17 in/43 cm	16 in/41 cm	17 in/43 cm	20 in/51 cm	24 in/61 cm	30 in/76 cm	46 in/117 cm	66 in/168 cm	31 in/79 cm	32 in/81 cm	38 in/97 cm
Outside Depth	13 in/33 cm	15 in/38 cm	19 in/48 cm	22 in/56 cm	29 in/74 cm	30 in/76 cm	46 in/117 cm	56 in/142 cm	18 in/46 cm	21 in/53 cm	29 in/74 cm